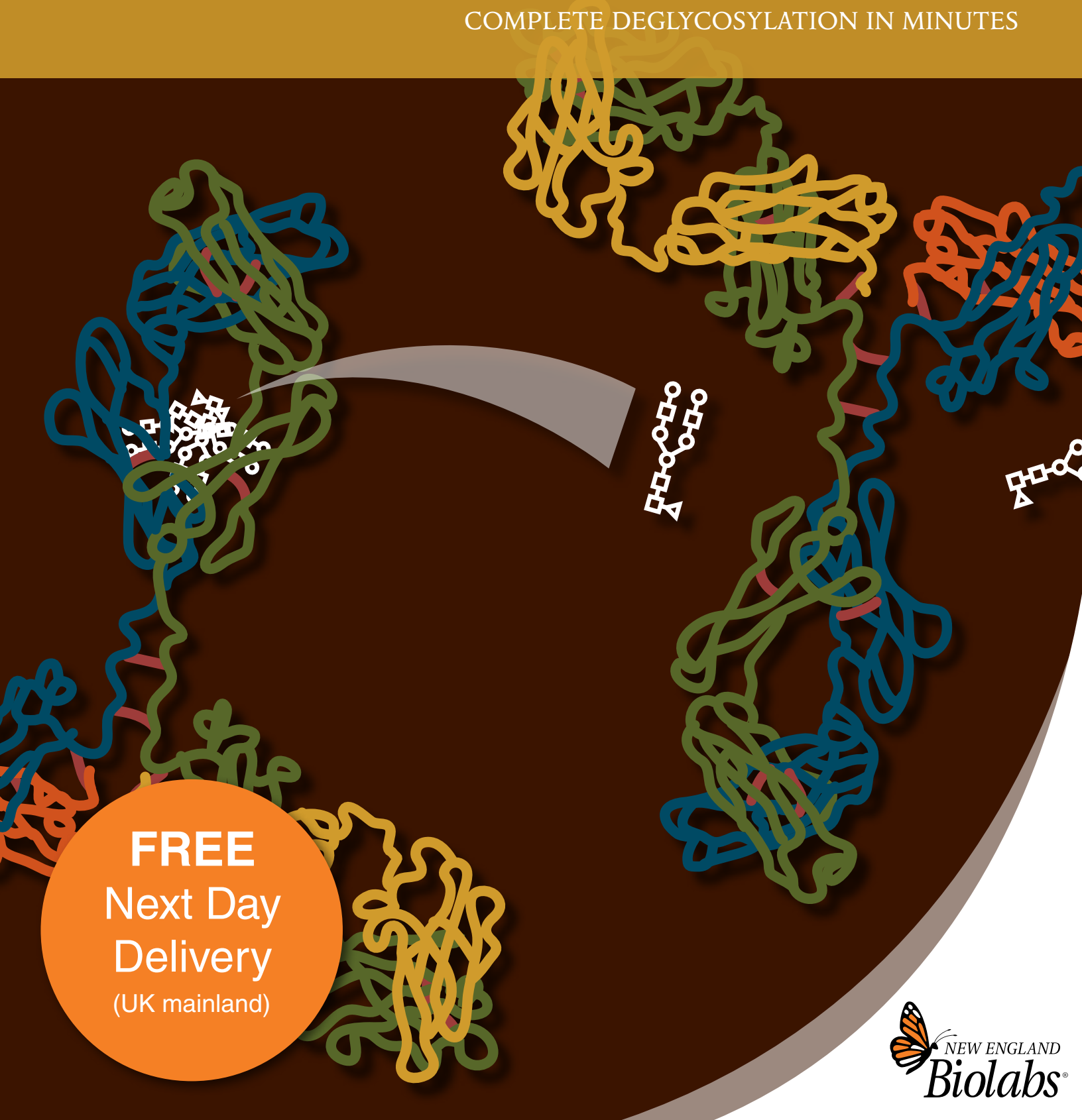


Rapid™ PNGase F

COMPLETE DEGLYCOSYLATION IN MINUTES




FREE
Next Day
Delivery
(UK mainland)

Is antibody deglycosylation slowing down your workflow?

Rapid PNGase F is an improved reagent for the deglycosylation of different isotypes (classes) of antibodies and antibody-fusion proteins. It allows for complete and rapid deglycosylation in minutes. All *N*-glycans are released, without bias, and ready to be prepared for downstream chromatography or mass spectrometry analysis.

Benefits

- Speed up your deglycosylation with our one-step reaction setup
- Release all *N*-glycans without bias
- Achieve sensitive and reproducible results with short reaction times
- Move directly and rapidly to downstream chromatography or mass spectrometry analysis
- Highly purified, recombinant protein with a long shelf life, reducing lot-to-lot variability



With Rapid PNGase F, you can achieve complete deglycosylation in minutes

Standard Workflow

Denaturation
(OTT, Heat)
15–45 min.

Alkylation
30 min.

PNGase F
Digestion
2–16 hr.



~3–17 hr.

Rapid Workflow

Rapid
PNGase F
Digestion
5 min.

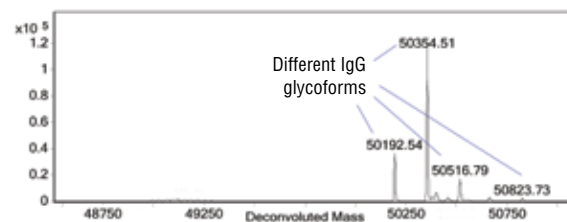


5 min.


Achieve complete deglycosylation in less than 10 minutes.

Rapid PNGase F results in complete deglycosylation with a short incubation

Control (Untreated IgG)

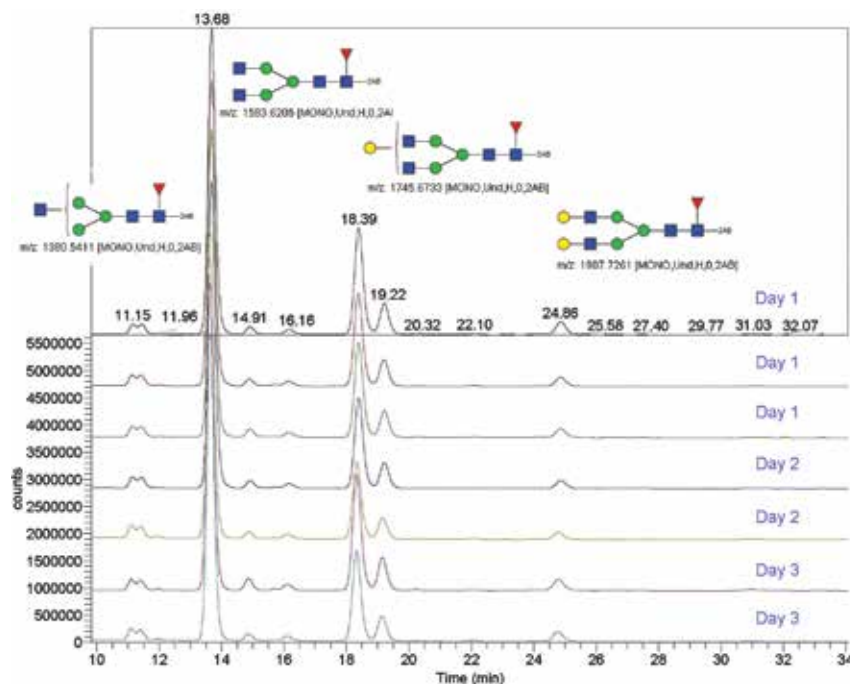


Rapid PNGase F (5 min. at 50°C)



Incomplete PNGase F digestions are a concern because some N-glycans may be removed faster than others, resulting in a biased analytical composition. A monoclonal murine antibody was incubated for 5 min. with Rapid PNGase F, demonstrating that a short incubation is sufficient to deglycosylate every N-glycan site without bias.

Rapid PNGase F delivers a highly reproducible glycan profile, even for low abundance species

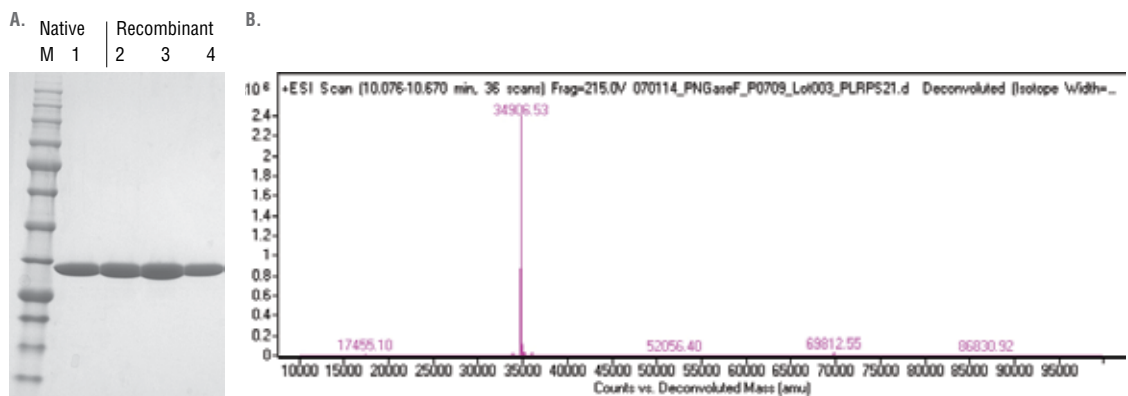


Rituximab samples (80 µg) were treated for 5 min. with Rapid PNGase F. Released N-glycans were labeled with 2AB and analyzed by LC-MS. Results show seven replicates from 3 different days, by different operators. The glycan profile is highly reproducible, even for low abundance species.

For more information, visit www.NEBGlycosidase.com

of antibodies and glycoproteins

All PNGase F products from NEB are highly pure for reproducible results



A) SDS-PAGE analysis of PNGase F (Glycerol-free). M: Unstained Protein Marker, Broad Range (2–212 kDa). Lane 1: Native PNGase F (NEB #P0704), Lot 41. Lane 2-4: Recombinant PNGase F (NEB #P0708), Lot 2, 3, 4

B) Intact MS analysis of PNGase F (Glycerol-free), Recombinant (NEB #P0709). MW: 34,906.53 Daltons. Mass determination by an Agilent® 6210 TOF LC/MS.



Not sure which PNGase F product will work best for you?

NEB offers a selection of PNGase F products, all of which are highly pure for reproducible results. The selection chart below shows recommendations for different applications.

	RAPID PNGase F	PNGase F	PNGase F (GLYCEROL-FREE)	REMOVE-IT® PNGase F	RECOMBINANT PNGase F	RECOMBINANT PNGase F (GLYCEROL-FREE)
N-glycan removal from glycoproteins		●	●	●	●	●
Optional removal of the enzyme from the reaction				●		
Glycoprotein analysis, regulatory monitoring	●*				●	●
High-throughput antibody analysis, regulatory monitoring	●					
Glycomics	●	●	●	●	●	●
Proteomics	●		●	●		●

* Rapid PNGase F works for many other glycoproteins (not antibody-related), but this needs to be empirically tested for each glycoprotein.

Did you know that many of these products can be purchased in large volumes and custom formats?
Learn more at www.neb.com/customizedsolutions


Antibody analysis made simple with Rapid PNGase F.



Quality
control



Regulatory
monitoring



**THERAPEUTIC
ANTIBODIES**



Glycoform
profiling

Save time during regulatory monitoring and
quality control with precise glycoform profiling

Choose from our selection of PNGase F products

For your deglycosylation application.

PRODUCT	NEB #	SIZE
Rapid PNGase F	P0710S	50 reactions
PNGase F	P0704S/L	15,000/75,000 units
PNGase F (Glycerol-Free)	P0705S/L	15,000/75,000 units
Remove-iT PNGase F	P0706S/L	6,750/33,750 units
PNGase F, Recombinant	P0708S/L	15,000/75,000 units
PNGase F (Glycerol-Free), Recombinant	P0709S/L	15,000/75,000 units

NEW ENGLAND BIOLABS®, NEB®, NEBSOLUTIONS® and REMOVE-IT® are registered trademarks of New England Biolabs, Inc.
AGILENT® is a registered trademark of Agilent, Inc.
B CORPORATION® is a registered trademark of B Lab IP, LLC, Inc.
RAPID™ is a trademark of New England Biolabs, Inc.

For UK prices visit: www.neb.com



PNGaseF_TRI – Version 1.1 – 08/24

Printed on 100% recycled paper using water based ink.



USA

New England Biolabs, Inc.
Telephone (978) 927-5054
Toll Free (USA Orders) 1-800-632-5227
Toll Free (USA Tech) 1-800-632-7799
e-mail: info@neb.com

New England Biolabs (UK) Ltd

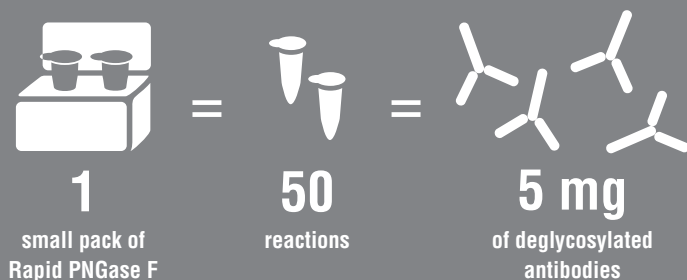
75-77 Knowl Piece
Wilbury Way
Hitchin
Herts
SG4 0TY

Free Phone (General & Orders): 0800 318486
Free Phone (Technical Support): 0800 6522890
Free Phone (Accounts): 0800 6522891

Email (General): customersupport.uk@neb.com
Email (Orders): orders.uk@neb.com
Email (Technical Support): techsupport.uk@neb.com
Email (Accounts): accounts.uk@neb.com

For contacts in other countries, please visit
www.neb.com/international-support

What do you get with Rapid PNGase F?



For more information, visit
www.neb.com/p0710



Did you know that many of these products can be purchased in large volumes and custom formats?
Learn more at www.neb.com/customizedsolutions

