

**Trypsin-digested BSA
MS Standard
(CAM-modified)**



1-800-632-7799
info@neb.com
www.neb.com



P8108S 012160318031

P8108S

500 pmol **Lot: 0121603** **Exp: 3/18**
freeze dried **Store at -20°C**

Description: A complex mixture of peptides produced by Trypsin digestion of Bovine Serum Albumin (BSA) that was reduced and alkylated with Iodoacetimide (CAM modified). This peptide mixture can be used to test a Matrix-Assisted Laser Desorption/Ionization Time-Of-Flight (MALDI-TOF) or Electrospray Ionization (ESI) mass spectrometer (TOF, Q-TOF or Ion Trap).

Source: BSA (GENBANK P02769) was digested using Trypsin (TPCK-treated).

Useful Range: 500 to 3000 Daltons.

Quality Assurance: Peptides are free of salts, glycerol and detergents.

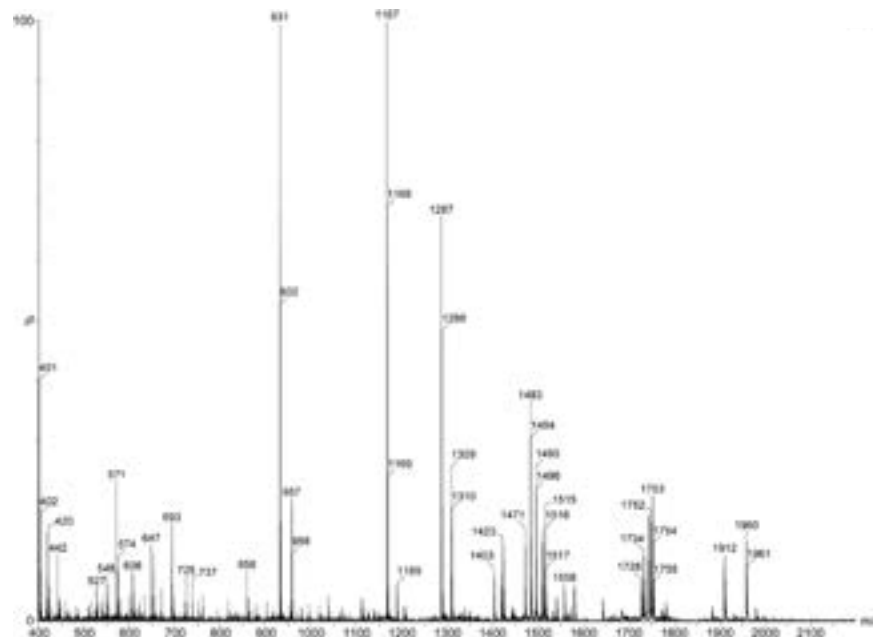
Storage Conditions: Supplied in lyophilized form. Store at -20°C.

Quality Controls

Online Analysis: One hundred fmol of the digest solution is injected via a split-less Agilent NanoLC onto a reverse phase C18 column and analyzed online by an Orbitrap Mass Spectrometer (Thermo Scientific) with an electrospray ion source. Peptides are separated by a water to acetonitrile gradient, both solvents containing 0.1% formic acid. MS/MS spectra were acquired using an acquisition range of 400 to 1600 m/z. Greater than 60% sequence coverage is observed.

MALDI-TOF MS: The BSA digest is dissolved to 1 pmol/μl. One μl of digest is mixed with 1 μl of α-cyano-4-hydroxycinnamic acid matrix solution, air-dried and subjected to MALDI-TOF MS analysis on a Waters Micro MX MALDI-TOF MS. The spectra obtained contains more than 15 resolved peaks which match the theoretical peaks.

Notes: Suggested volume to resuspend: 500 μl. Avoid repeated freeze/thaw cycles once in solution.



MALDI Analysis of BSA Digest: The BSA digest is dissolved to 1 pmol/μl. One μl of digest is mixed with 1 μl of α-cyano-4-hydroxycinnamic acid (10 mg/ml in 50:50 acetonitrile:water with 0.1% trifluoroacetic acid). One μl of the digest/matrix solution were then spotted directly onto a MALDI target plate.

(see other side)

CERTIFICATE OF ANALYSIS

**Trypsin-digested BSA
MS Standard
(CAM-modified)**



1-800-632-7799
info@neb.com
www.neb.com



P8108S 012160318031

P8108S

500 pmol **Lot: 0121603** **Exp: 3/18**
freeze dried **Store at -20°C**

Description: A complex mixture of peptides produced by Trypsin digestion of Bovine Serum Albumin (BSA) that was reduced and alkylated with Iodoacetimide (CAM modified). This peptide mixture can be used to test a Matrix-Assisted Laser Desorption/Ionization Time-Of-Flight (MALDI-TOF) or Electrospray Ionization (ESI) mass spectrometer (TOF, Q-TOF or Ion Trap).

Source: BSA (GENBANK P02769) was digested using Trypsin (TPCK-treated).

Useful Range: 500 to 3000 Daltons.

Quality Assurance: Peptides are free of salts, glycerol and detergents.

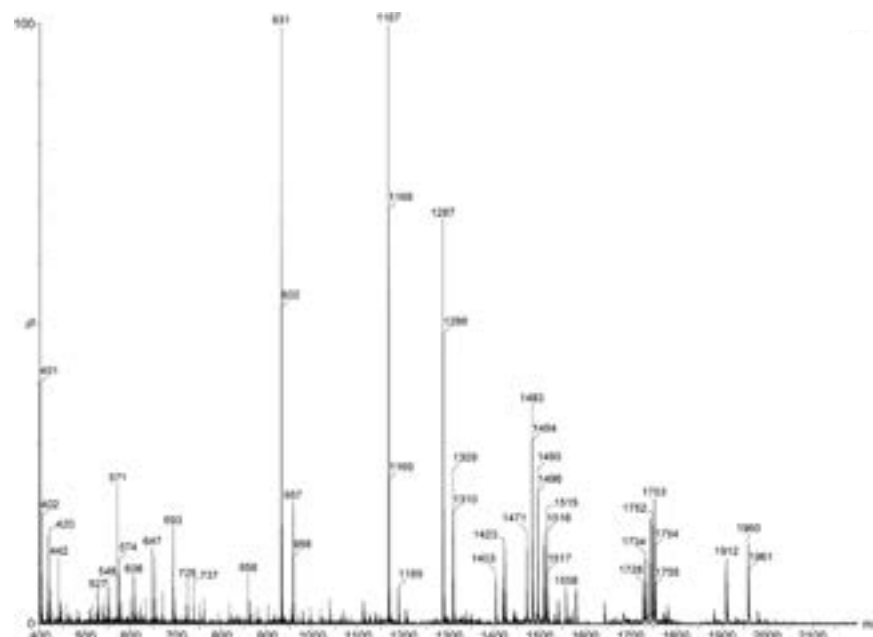
Storage Conditions: Supplied in lyophilized form. Store at -20°C.

Quality Controls

Online Analysis: One hundred fmol of the digest solution is injected via a split-less Agilent NanoLC onto a reverse phase C18 column and analyzed online by an Orbitrap Mass Spectrometer (Thermo Scientific) with an electrospray ion source. Peptides are separated by a water to acetonitrile gradient, both solvents containing 0.1% formic acid. MS/MS spectra were acquired using an acquisition range of 400 to 1600 m/z. Greater than 60% sequence coverage is observed.

MALDI-TOF MS: The BSA digest is dissolved to 1 pmol/μl. One μl of digest is mixed with 1 μl of α-cyano-4-hydroxycinnamic acid matrix solution, air-dried and subjected to MALDI-TOF MS analysis on a Waters Micro MX MALDI-TOF MS. The spectra obtained contains more than 15 resolved peaks which match the theoretical peaks.

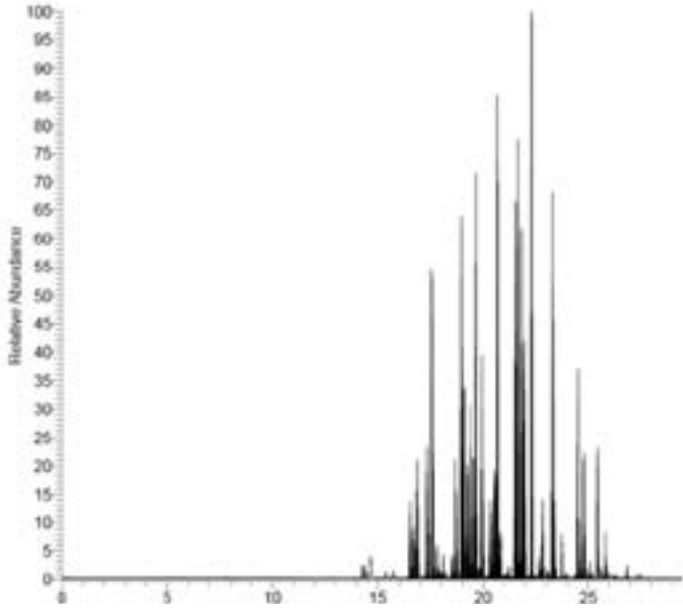
Notes: Suggested volume to resuspend: 500 μl. Avoid repeated freeze/thaw cycles once in solution.



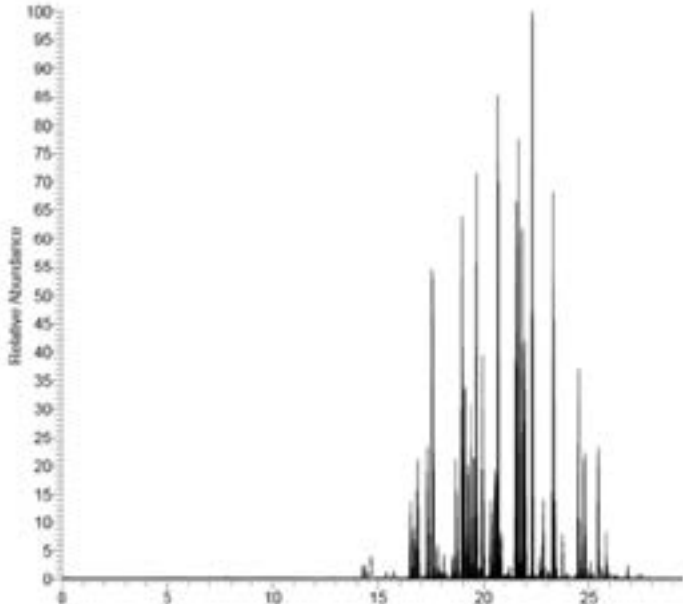
MALDI Analysis of BSA Digest: The BSA digest is dissolved to 1 pmol/μl. One μl of digest is mixed with 1 μl of α-cyano-4-hydroxycinnamic acid (10 mg/ml in 50:50 acetonitrile:water with 0.1% trifluoroacetic acid). One μl of the digest/matrix solution were then spotted directly onto a MALDI target plate.

(see other side)

CERTIFICATE OF ANALYSIS



Online Analysis of BSA Digest: The BSA digest solution was diluted to 100 fmol/ μ l with 0.1% formic acid. One μ l (100 fmol) of the digest solution was injected via an Easy-nanoLC II (Proxeon) onto a self-packed reverse phase C18 nano column (Phenomenex packing material, 5 cm, 150 μ m) and loaded onto a self-packed C18 analytical column with an integrated tip (New Objective Picofrit, 15 cm, 100 μ m, Phenomenex packing material). Peptides were separated using a 45 min 5-70%B gradient (A = 0.1% formic acid, B = CH₃CN, 0.1% formic acid) at a flow rate of 400 nl/min. Eluting peptides were analyzed online by a Q-Exactive mass spectrometer (Thermo Scientific) with an electrospray ion source. MS/MS spectra were acquired by HCD using an acquisition range of 400 to 1600 m/z.



Online Analysis of BSA Digest: The BSA digest solution was diluted to 100 fmol/ μ l with 0.1% formic acid. One μ l (100 fmol) of the digest solution was injected via an Easy-nanoLC II (Proxeon) onto a self-packed reverse phase C18 nano column (Phenomenex packing material, 5 cm, 150 μ m) and loaded onto a self-packed C18 analytical column with an integrated tip (New Objective Picofrit, 15 cm, 100 μ m, Phenomenex packing material). Peptides were separated using a 45 min 5-70%B gradient (A = 0.1% formic acid, B = CH₃CN, 0.1% formic acid) at a flow rate of 400 nl/min. Eluting peptides were analyzed online by a Q-Exactive mass spectrometer (Thermo Scientific) with an electrospray ion source. MS/MS spectra were acquired by HCD using an acquisition range of 400 to 1600 m/z.



NEW ENGLAND BIOLABS[®] is a registered trademark of New England Biolabs, Inc.

This product is intended for research purposes only. This product is not intended to be used for therapeutic or diagnostic purposes in humans or animals.



NEW ENGLAND BIOLABS[®] is a registered trademark of New England Biolabs, Inc.

This product is intended for research purposes only. This product is not intended to be used for therapeutic or diagnostic purposes in humans or animals.