



Lambda DNA
(N⁶-methyladenine-free)



N3013S 049160318031



1-800-632-7799
info@neb.com
www.neb.com

N3013S

250 µg **Lot: 0491603** **Exp: 3/18**
500 µg/ml **Store at -20°C**

Description: Duplex DNA is isolated from bacteriophage lambda (*cl857ind 1 Sam 7*). The bacteriophage is grown in an *E. coli* host which is deficient in adenine methylase (*dam*⁻). Therefore, those deoxyadenosine positions which are methylated in a wild type *E. coli* host are not methylated in the *dam*⁻ host. This DNA gives complete digests with restriction endonucleases that are sensitive to *dam* methylation. Lambda DNA (N⁶-methyladenine-free) is 48,502 base pairs in length.

Source: The phage is isolated from a heat-inducible *E. coli* (*dam*⁻) lambda lysogen. The DNA is isolated from purified phage by phenol extraction and dialyzed against 10 mM Tris-HCl (pH 8.0) and 1 mM EDTA.

Supplied in: 10 mM Tris-HCl (pH 8.0) and 1 mM EDTA.

Molecular Weight: 31.5 x 10⁶ daltons.


Note: The advantage of this DNA is that it gives complete digests with those restriction endonucleases (BclI, MboI, DpnII, etc.) whose recognition sites are partially modified by most *E. coli* strains.

Reference:


1. Daniels, D.L. et al. (1983). Appendix II: Complete Annotated Lambda Sequence. In R.W. Hendrix, J.W. Roberts, F.W. Stahl and R.A. Weisberg (Eds.), *Lambda-II* (pp. 519–676). New York: Cold Spring Harbor Laboratory Press.

CERTIFICATE OF ANALYSIS

Lambda DNA
(N⁶-methyladenine-free)



N3013S 049160318031



1-800-632-7799
info@neb.com
www.neb.com

N3013S

250 µg **Lot: 0491603** **Exp: 3/18**
500 µg/ml **Store at -20°C**

Description: Duplex DNA is isolated from bacteriophage lambda (*cl857ind 1 Sam 7*). The bacteriophage is grown in an *E. coli* host which is deficient in adenine methylase (*dam*⁻). Therefore, those deoxyadenosine positions which are methylated in a wild type *E. coli* host are not methylated in the *dam*⁻ host. This DNA gives complete digests with restriction endonucleases that are sensitive to *dam* methylation. Lambda DNA (N⁶-methyladenine-free) is 48,502 base pairs in length.

Source: The phage is isolated from a heat-inducible *E. coli* (*dam*⁻) lambda lysogen. The DNA is isolated from purified phage by phenol extraction and dialyzed against 10 mM Tris-HCl (pH 8.0) and 1 mM EDTA.

Supplied in: 10 mM Tris-HCl (pH 8.0) and 1 mM EDTA.

Molecular Weight: 31.5 x 10⁶ daltons.

Note: The advantage of this DNA is that it gives complete digests with those restriction endonucleases (BclI, MboI, DpnII, etc.) whose recognition sites are partially modified by most *E. coli* strains.

Reference:

1. Daniels, D.L. et al. (1983). Appendix II: Complete Annotated Lambda Sequence. In R.W. Hendrix, J.W. Roberts, F.W. Stahl and R.A. Weisberg (Eds.), *Lambda-II* (pp. 519–676). New York: Cold Spring Harbor Laboratory Press.

CERTIFICATE OF ANALYSIS